

VMAX2 Series

Enhanced Multi-Purpose Electric/Motorized Screen
www.elitescreens.com/vmax2



Member

VMAX2 Series

The VMAX2 Series is the most complete cost effective Electric/Motorized front projection screen.



Screen Material:

- MaxWhite 1.1 Gain Screen Material is durable and easy to clean. Also available with MaxWhite FG.
- 160 degree wide viewing angle for commercial and residential presentations
- Black backed screen material eliminates light penetration for superior color reproduction
- Black masking enhances picture contrast

Casing and Installation:

- Durable metal casing
- Suitable for wall/ceiling installations
- Ships fully assembled with 3-prong power connection ready to Plug & Play
- Optional in ceiling trim kits and 6"-18" brackets available

Motor System:

- Synchronized Motor is silent, energy efficient and enhances product longevity

Control System:

- Radio Frequency (RF) remote has 100' range
- Infrared remote and wall switch
- Internal IR/RF low voltage receivers
- 5-12 volt trigger synchronizes with projector
- Optional In-wall up/down switch and wireless 5-12V controls available

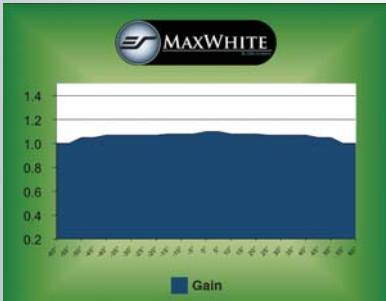
Quality and Reliability:

- Standard 2-year parts and labor warranty
- 3-year warranty for GEMR (Government, Education, Military and Religious) - US only
- ETL, FCC, CE, CB GOSTCE & ISO9001:2008 Certified





Internal Infrared (IR) and Radio Frequency (RF) Receivers provide total control while maintaining the streamlined simplicity of this product. For added durability and enhanced product appearance, the Elite VMAX2 Series uses an all-steel casing construction including the end caps. The VMAX2 has various control options that work in conjunction with its Low Voltage Controller (LVC). A 5-12V trigger port uses a standard RJ45 connection and synchronizes the screen's drop and rise with your projector's power cycle. The 3-way wall switch can be installed as an external wall-mounted control or use the extended IR "Eye" receiver for recessed ceiling installations.



Elite Screens MaxWhite screen material is easy to clean and durable for daily use. It comes with a 1.1 gain projection surface and 160° wide viewing angle, it is suitable for most applications from commercial presentations to home cinema.

The material is black-backed to eliminate light penetration while its textured projection surface helps to eliminate Moiré or "hot spotting".



The VMAX2 Series comes with 2-30 inches of Top Black masking borders along with side and bottom masking to enhance the format of your presentation to avoid projection overshoot.

There are three ways to install the VMAX2 Electric Screen

1. Wall Mount (Flush directly to wall or with optional 6" L bracket)
2. Ceiling Hook (use with or without our optional 6" L bracket)
3. In-Ceiling installation with our Optional In-Ceiling Trim Kit (Please refer to accessories list)

VMAX2 Series: Multi-Function Electric Screen with IR/RF/Low Voltage 3-way Wall Switch/12V Trigger

Model	Nominal Diagonal	View Height (in)	View Width (in)	View Height (cm)	View Width (cm)	UPS or FedEx	Net Weight (lbs)	Gross Weight (lbs)	Net Weight (kgs)	Gross Weight (kgs)	Packaging Dimension (LxHxW)	Gain	Screen Material	Case Color
VMAX99UWS2	99" (1:1)	70.0	70.0	177.8	177.8	Yes	19.6	24.2	8.9	11.0	84.7"x5.5"x5.5"	1.1	MaxWhite	Black
VMAX99XWS2	99" (1:1)	70.0	70.0	177.8	177.8	Yes	19.6	24.2	8.9	11.0	84.7"x5.5"x5.5"	1.1	MaxWhite	White
VMAX113UWS2	113"(1:1)	79.9	79.9	202.9	202.9	Yes	22.6	27.7	10.3	12.6	96.1"x5.5"x5.5"	1.1	MaxWhite	Black
VMAX113XWS2	113"(1:1)	79.9	79.9	202.9	202.9	Yes	22.6	27.7	10.3	12.6	96.1"x5.5"x5.5"	1.1	MaxWhite	White
VMAX119UWS2	119"(1:1)	84.1	84.1	213.6	213.6	Yes	23.5	28.5	10.7	12.9	100"x5.5"x5.5"	1.1	MaxWhite	Black
VMAX119XWS2	119"(1:1)	84.1	84.1	213.6	213.6	Yes	23.5	28.5	10.7	12.9	100"x5.5"x5.5"	1.1	MaxWhite	White
VMAX136UWS2	136"(1:1)	96.0	96.0	243.8	243.8	No	27.5	33.2	12.5	15.1	111.6"x5.5"x5.5"	1.1	MaxWhite	Black
VMAX136XWS2	136"(1:1)	96.0	96.0	243.8	243.8	No	27.5	33.2	12.5	15.1	111.6"x5.5"x5.5"	1.1	MaxWhite	White
VMAX153UWS2	153"(1:1)	108.2	108.2	274.8	274.8	No	32.6	38.6	14.8	17.6	123.8"x5.5"x5.5"	1.1	MaxWhite	Black
VMAX153XWS2	153"(1:1)	108.2	108.2	274.8	274.8	No	32.6	38.6	14.8	17.6	123.8"x5.5"x5.5"	1.1	MaxWhite	White
VMAX170UWS2	170"(1:1)	120.0	120.0	304.8	304.8	No	43.7	56.2	19.8	25.6	135"x6.5"x6.5"	1.1	MaxWhite	Black
VMAX170XWS2	170"(1:1)	120.0	120.0	304.8	304.8	No	43.7	56.2	19.8	25.6	135"x6.5"x6.5"	1.1	MaxWhite	White
VMAX84UWV2	84"(4:3)	50.4	67.2	128.0	170.7	Yes	18.0	22.3	8.2	10.2	81.9"x5.5"x5.5"	1.1	MaxWhite	Black
VMAX84XWV2	84"(4:3)	50.4	67.2	128.0	170.7	Yes	18.0	22.3	8.2	10.2	81.9"x5.5"x5.5"	1.1	MaxWhite	White
VMAX84XWV2-E30	84"(4:3)	50.4	67.2	128.0	170.7	Yes	19.4	24.1	8.8	11.0	81.9"x5.5"x5.5"	1.1	MaxWhite	White
VMAX92UWV2	92"(4:3)	55.2	73.6	140.2	186.9	Yes	21.2	26.0	9.6	11.8	88.2"x5.5"x5.5"	1.1	MaxWhite	Black
VMAX92XWV2	92"(4:3)	55.2	73.6	140.2	186.9	Yes	21.2	26.0	9.6	11.8	88.2"x5.5"x5.5"	1.1	MaxWhite	White
VMAX100UWV2	100"(4:3)	60.0	80.0	152.4	203.2	Yes	22.1	27.2	10.0	12.4	95.8"x5.5"x5.5"	1.1	MaxWhite	Black
VMAX100XWV2	100"(4:3)	60.0	80.0	152.4	203.2	Yes	22.1	27.2	10.0	12.4	95.8"x5.5"x5.5"	1.1	MaxWhite	White
VMAX100XWV2-E24	100"(4:3)	60.0	80.0	152.4	203.2	Yes	22.1	27.3	10.0	12.4	95.8"x5.5"x5.5"	1.1	MaxWhite	White
VMAX120UWV2	120"(4:3)	72.0	96.0	182.9	243.8	No	26.5	34.2	12.0	15.5	111.8"x5.5"x5.5"	1.1	MaxWhite	Black
VMAX120XWV2	120"(4:3)	72.0	96.0	182.9	243.8	No	26.5	34.2	12.0	15.5	111.8"x5.5"x5.5"	1.1	MaxWhite	White
VMAX120XWV2-E24	120"(4:3)	72.0	96.0	182.9	243.8	No	26.5	34.2	12.0	15.5	111.8"x5.5"x5.5"	1.1	MaxWhite	White
VMAX135UWV2	135"(4:3)	81.0	108.0	205.7	274.3	No	30.9	36.4	14.0	16.5	123.6"x5.5"x5.5"	1.1	MaxWhite	Black
VMAX135XWV2	135"(4:3)	81.0	108.0	205.7	274.3	No	30.9	36.4	14.0	16.5	123.6"x5.5"x5.5"	1.1	MaxWhite	White
VMAX135XWV2-E24	135"(4:3)	81.0	108.0	205.7	274.3	No	30.9	36.4	14.0	16.5	123.6"x5.5"x5.5"	1.1	MaxWhite	White
VMAX150UWV2	150"(4:3)	90.0	120.0	228.6	304.8	No	34.2	41.3	15.5	18.8	135.4"x5.9"x6.3"	1.1	MaxWhite	Black
VMAX150XWV2	150"(4:3)	90.0	120.0	228.6	304.8	No	34.2	41.3	15.5	18.8	135.4"x5.9"x6.3"	1.1	MaxWhite	White
VMAX150XWV2-E24	150"(4:3)	90.0	120.0	228.6	304.8	No	35.3	41.5	16.0	18.8	135.4"x5.9"x6.3"	1.1	MaxWhite	White
VMAX165XWV2	165"(4:3)	99.0	132.0	251.5	335.3	No					Please visit elitescreens.com	1.1	MaxWhite FG	White
VMAX84UWH2	84"(16:9)	41.2	73.2	104.6	185.9	Yes	20.3	24.9	9.2	11.3	87.8"x5.5"x5.5"	1.1	MaxWhite	Black
VMAX84XWH2	84"(16:9)	41.2	73.2	104.6	185.9	Yes	20.3	24.9	9.2	11.3	87.8"x5.5"x5.5"	1.1	MaxWhite	White
VMAX84UWH2-E30	84" (16:9)	41.2	73.2	104.6	185.9	Yes	21.2	26.0	9.7	11.8	87.8"x5.5"x5.5"	1.1	MaxWhite	Black
VMAX92UWH2	92"(16:9)	45.1	80.2	114.6	203.7	Yes	22.1	25.4	10.0	11.5	95.8"x5.5"x5.5"	1.1	MaxWhite	Black
VMAX92UWH2-E30	92"(16:9)	45.1	80.2	114.6	203.7	Yes	22.1	25.4	10.0	11.5	95.8"x5.5"x5.5"	1.1	MaxWhite	Black
VMAX92XWH2	92"(16:9)	45.1	80.2	114.6	203.7	Yes	22.1	25.4	10.0	11.5	95.8"x5.5"x5.5"	1.1	MaxWhite	White
VMAX100UWH2	100"(16:9)	49.0	87.2	124.5	221.5	Yes	22.8	27.6	10.4	12.5	102.8"x5.5"x5.9"	1.1	MaxWhite	Black
VMAX100XWH2	100"(16:9)	49.0	87.2	124.5	221.5	Yes	22.8	27.6	10.4	12.5	102.8"x5.5"x5.9"	1.1	MaxWhite	White
VMAX106UWH2	106"(16:9)	52.0	92.4	132.1	234.7	No	23.4	28.7	10.6	13.0	108.3"x5.5"x5.9"	1.1	MaxWhite	Black
VMAX106UWH2-E24	106"(16:9)	52.0	92.4	132.1	234.7	No	23.4	28.7	10.6	13.0	108.3"x5.5"x5.9"	1.1	MaxWhite	Black
VMAX106XWH2-E24	106"(16:9)	52.0	92.4	132.1	234.7	No	23.4	28.7	10.6	13.0	108.3"x5.5"x5.9"	1.1	MaxWhite	White
VMAX110UWH2	110" (16:9)	54.0	96.0	137.2	243.8	No	23.6	30.0	10.7	13.6	111.8"x5.5"x5.9"	1.1	MaxWhite	Black
VMAX110UWH2-E24	110" (16:9)	54.0	96.0	137.2	243.8	No	23.6	30.0	10.7	13.6	111.8"x5.5"x5.9"	1.1	MaxWhite	Black
VMAX120UWH2	121"(16:9)	58.9	104.6	149.6	265.7	No	26.5	33.1	12.0	15.0	120.5"x5.5"x5.9"	1.1	MaxWhite	Black
VMAX120UWH2-E24	121"(16:9)	58.9	104.6	149.6	265.7	No	26.5	33.1	12.0	15.0	120.5"x5.5"x5.9"	1.1	MaxWhite	Black
VMAX120XWH2-E24	121"(16:9)	58.9	104.6	149.6	265.7	No	26.5	33.1	12.0	15.0	120.5"x5.5"x5.9"	1.1	MaxWhite	White
VMAX120XWH2	121"(16:9)	58.9	104.6	149.6	265.7	No	26.5	33.1	12.0	15.0	120.5"x5.5"x5.9"	1.1	MaxWhite	White
VMAX135UWH2	135"(16:9)	66.2	117.7	168.1	299.0	No	32.6	39.2	14.8	17.8	133.5"x5.5"x5.9"	1.1	MaxWhite	Black
VMAX135UWH2-E24	135"(16:9)	66.2	117.7	168.1	299.0	No	32.6	39.2	14.8	17.8	133.5"x5.5"x5.9"	1.1	MaxWhite	Black
VMAX135XWH2-E24	135"(16:9)	66.2	117.7	168.1	299.0	No	32.6	39.2	14.8	17.8	133.5"x5.5"x5.9"	1.1	MaxWhite	White
VMAX135XWH2	135"(16:9)	66.2	117.7	168.1	299.0	No	32.6	39.2	14.8	17.8	133.5"x5.5"x5.9"	1.1	MaxWhite	White
VMAX150UWH2	150"(16:9)	73.6	130.7	186.9	332.0	No	35.3	41.9	16.0	19.0	146.8"x5.5"x5.9"	1.1	MaxWhite	Black
VMAX150XWH2	150"(16:9)	73.6	130.7	186.9	332.0	No	35.3	41.9	16.0	19.0	146.8"x5.5"x5.9"	1.1	MaxWhite	Black
VMAX150XWH2-E24	150"(16:9)	73.6	130.7	186.9	332.0	No	35.3	41.9	16.0	19.0	146.8"x5.5"x5.9"	1.1	MaxWhite	Black
VMAX166XWH2	166"(16:9)	81.0	144.0	205.7	365.8	No					Please visit elitescreens.com	1.1	MaxWhite FG	White
VMAX106UWX2	106"(16:10)	56.2	90.0	142.7	228.6	Yes	21.1	27.3	9.6	12.4	106"x5.5"x5.9"	1.1	MaxWhite	Black
VMAX106UWX2-E24	106"(16:10)	56.2	90.0	142.7	228.6	Yes	23.2	28.1	10.5	12.8	106"x5.5"x5.9"	1.1	MaxWhite	Black
VMAX128UWX2	128"(16:10)	67.8	108.4	172.2	275.3	No	26.2	32.1	11.9	14.6	124"x5.4"x5.9"	1.1	MaxWhite	Black
VMAX128UWX2-E20	128"(16:10)	67.8	108.4	172.2	275.3	No	27.7	33.3	12.6	15.1	124"x5.4"x5.9"	1.1	MaxWhite	Black

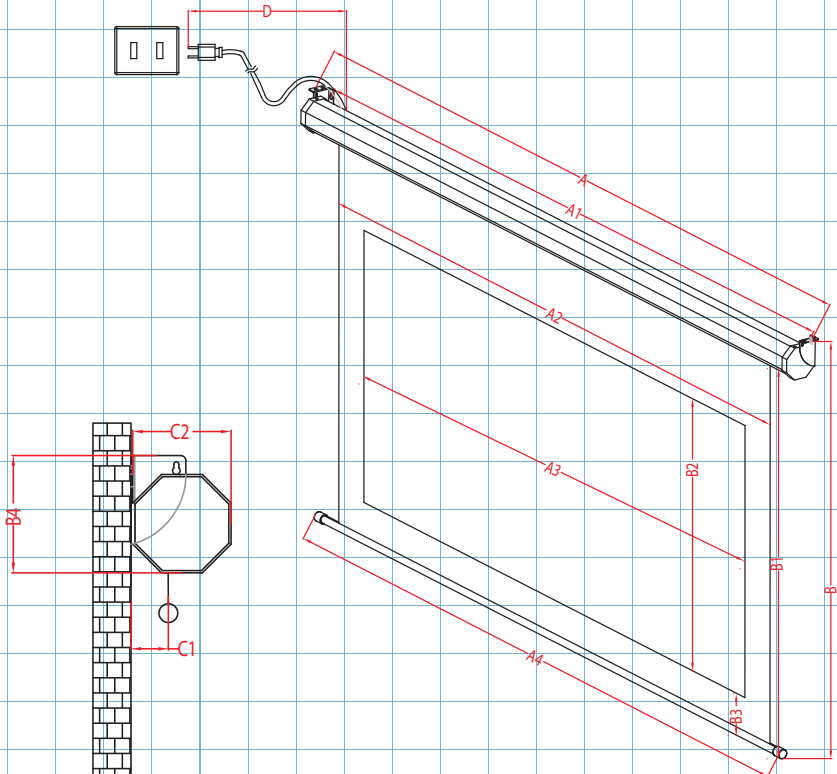
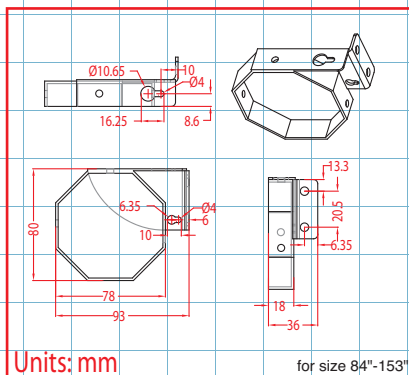
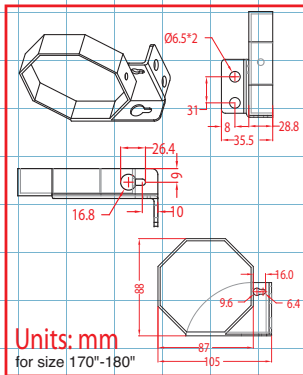
VMAX2 Series Dimensions Table

Model	Nominal Diagonal & Aspect Ratio	Case Length (A)	End Cap Screw Hole Distance (A1)	Screen Width (A2)	View Width (A3)	Weight Bar Length (A4)	Bottom Edge Distance (B3)	Screen Material to Weight Bar (B1)	View Height (B2)	Overall Height (B)	End Cap Height (B4)	Screen Material to wall Distance (C1)	End Cap Width (C2)	Power Cord Length (D)
VMAX84H	84" (16:9)	2168	2113	1936	1860	2021	95	1382	1046	1475	93	17	80	1800
VMAX84H-E30	84" (16:9)	2168	2113	1936	1860	2021	95	1903	1046	1996	93	17	80	1800
VMAX92H	92" (16:9)	2366	2311	2132	2032	2219	95	1380	1146	1473	93	17	80	1800
VMAX92H-E30	92" (16:9)	2366	2311	2132	2032	2219	95	2003	1146	2096	93	17	80	1800
VMAX100H	100" (16:9)	2544	2489	2314	2214	2397	95	1581	1245	1674	93	17	80	1800
VMAX106H	106" (16:9)	2687	2632	2447	2347	2540	95	1618	1320	1711	93	17	80	1800
VMAX106H-E24	106" (16:9)	2687	2632	2447	2347	2540	95	2025	1320	2118	93	17	80	1800
VMAX110H	110" (16:9)	2773	2718	2535	2435	2626	95	1617	1370	1710	93	17	80	1800
VMAX110H-E24	110" (16:9)	2773	2718	2535	2435	2626	95	2075	1370	2168	93	17	80	1800
VMAX120H	120" (16:9)	2991	2936	2757	2657	2844	95	1728	1494	1821	93	17	80	1800
VMAX120H-E24	120" (16:9)	2991	2936	2757	2657	2844	95	2199	1494	2292	93	17	80	1800
VMAX135H	135" (16:9)	3323	3268	3089	2989	3176	95	1979	1681	2072	93	17	80	1800
VMAX135H-E24	135" (16:9)	3323	3268	3089	2989	3176	95	2387	1682	2480	93	17	80	1800
VMAX150H	150" (16:9)	3655	3600	3422	3322	3508	95	2064	1868	2157	93	17	80	1800
VMAX150H-E24	150" (16:9)	3655	3600	3422	3322	3508	95	2573	1868	2666	93	17	80	1800
VMAX166H	166" (16:9)	3975	3920	3445	3675	3890	70	2239	2067	2344	105	17	88	2500
VMAX84V	84" (4:3)	2016	1961	1782	1706	1869	95	1616	1280	1709	93	17	80	1800
VMAX84V-E30	84" (4:3)	2016	1961	1782	1706	1869	95	2137	1280	2230	93	17	80	1800
VMAX92V	92" (4:3)	2178	2123	1969	1869	2002	95	1624	1402	1717	93	17	80	1800
VMAX100V	100" (4:3)	2366	2311	2132	2032	2219	95	1733	1524	1826	93	17	80	1800
VMAX100V-E24	100" (4:3)	2366	2311	2132	2032	2219	95	2229	1524	2322	93	17	80	1800
VMAX120V	120" (4:3)	2773	2718	2538	2438	2626	95	2012	1828	2105	93	17	80	1800
VMAX120V-E24	120" (4:3)	2773	2718	2538	2438	2626	95	2533	1828	2626	93	17	80	1800
VMAX135V	135" (4:3)	3077	3022	2843	2743	2930	95	2241	2057	2334	93	17	80	1800
VMAX135V-E24	135" (4:3)	3077	3022	2843	2743	2930	95	2762	2057	2855	93	17	80	1800
VMAX150V	150" (4:3)	3382	3327	3148	3048	3235	95	2470	2286	2563	93	17	80	1800
VMAX165V	165" (4:3)	3653	3598	3453	3353	3567	70	2687	2515	2792	105	17	88	2500
VMAX99S	99" (1:1)	2087	2032	1854	1778	1940	95	1949	1778	2042	93	17	80	1800
VMAX113S	113" (1:1)	2366	2311	2106	2030	2219	95	2188	2030	2281	93	17	80	1800
VMAX119S	119" (1:1)	2472	2417	2213	2137	2325	95	2308	2137	2401	93	17	80	1800
VMAX136S	136" (1:1)	2773	2718	2519	2443	2630	95	2601	2443	2694	93	17	80	1800
VMAX153S	153" (1:1)	3077	3022	2824	2748	2930	95	2906	2748	2999	93	17	80	1800
VMAX170S	170" (1:1)	3339	3284	3129	3053	3252	95	3198	3053	3291	105	17	89	2500
VMAX106X	106" (16:10)	2569	2514	2359	2283	2471	95	1674	1427	1767	93	17	80	1800
VMAX106X-E24	106" (16:10)	2569	2514	2359	2283	2471	95	2132	1427	2225	93	17	80	1800
VMAX128X	128" (16:10)	3043	2988	2833	2757	2930	95	1970	1723	2063	93	17	80	1800
VMAX128X-E20	128" (16:10)	3043	2988	2833	2757	2930	95	2428	1723	2521	93	17	80	1800

Unit: mm

Can't find size and ratio you're looking for? Visit elitescreens.com/csr to create your own

The listed measurements are for general reference only. Please contact Elite Screens to verify product design and dimensions before attempting to integrate its products with any structural or furniture modification. Although a manufacturer may offer product advice, it may be taken or disregarded at the integrator's discretion. Elite Screens will not be held responsible or be otherwise liable for faulty installations.



VMAX2 Series Dimensions Table

Model	Nominal Diagonal & Aspect Ratio	Case Length (A)	End Cap Screw Hole Distance (A1)	Screen Width (A2)	View Width (A3)	Weight Bar Length (A4)	Bottom Edge Distance (B3)	Screen Material to Weight Bar (B1)	View Height (B2)	Overall Height (B)	End Cap Height (B4)	Screen Material to wall Distance (C1)	End Cap Width (C2)	Power Cord Length (D)
VMAX84H	84" (16:9)	85.4	83.2	76.2	73.2	79.6	3.7	54.4	41.2	58.1	3.7	0.7	3.1	70.9
VMAX84H-E30	84" (16:9)	85.4	83.2	76.2	73.2	79.6	3.7	74.9	41.2	78.6	3.7	0.7	3.1	70.9
VMAX92H	92" (16:9)	93.1	91.0	83.9	80.0	87.4	3.7	54.3	45.1	58.0	3.7	0.7	3.1	70.9
VMAX92H-E30	92" (16:9)	93.1	91.0	83.9	80.0	87.4	3.7	78.9	45.1	82.5	3.7	0.7	3.1	70.9
VMAX100H	100" (16:9)	100.2	98.0	91.1	87.2	94.4	3.7	62.2	49.0	65.9	3.7	0.7	3.1	70.9
VMAX106H	106" (16:9)	105.8	103.6	96.3	92.4	100.0	3.7	63.7	52.0	67.4	3.7	0.7	3.1	70.9
VMAX106H-E24	106" (16:9)	105.8	103.6	96.3	92.4	100.0	3.7	79.7	52.0	83.4	3.7	0.7	3.1	70.9
VMAX110H	110" (16:9)	109.2	107.0	99.8	95.9	103.4	3.7	63.7	53.9	67.3	3.7	0.7	3.1	70.9
VMAX110H-E24	110" (16:10)	109.2	107.0	99.8	95.9	103.4	3.7	81.7	53.9	85.4	3.7	0.7	3.1	70.9
VMAX120H	120" (16:9)	117.8	115.6	108.5	104.6	112.0	3.7	68.0	58.8	71.7	3.7	0.7	3.1	70.9
VMAX120H-E24	120" (16:9)	117.8	115.6	108.5	104.6	112.0	3.7	86.6	58.8	90.2	3.7	0.7	3.1	70.9
VMAX135H	135" (16:9)	130.8	128.7	121.6	117.7	125.0	3.7	77.9	66.2	81.6	3.7	0.7	3.1	70.9
VMAX135H-E24	135" (16:9)	130.8	128.7	121.6	117.7	125.0	3.7	94.0	66.2	97.6	3.7	0.7	3.1	70.9
VMAX150H	150" (16:9)	143.9	141.7	134.7	130.8	138.1	3.7	81.3	73.5	84.9	3.7	0.7	3.1	70.9
VMAX150H-E24	150" (16:9)	143.9	141.7	134.7	130.8	138.1	3.7	101.3	73.5	105.0	3.7	0.7	3.1	70.9
VMAX166H	166" (16:9)	156.5	154.3	148.6	144.7	153.1	2.8	88.1	81.4	92.3	4.1	0.7	3.5	98.4
VMAX84V	84" (4:3)	79.4	77.2	70.2	67.2	73.6	3.7	63.6	50.4	67.3	3.7	0.7	3.1	70.9
VMAX84V-E30	84" (4:3)	79.4	77.2	70.2	67.2	73.6	3.7	84.1	50.4	87.8	3.7	0.7	3.1	70.9
VMAX92V	92" (4:3)	85.7	83.6	77.5	73.6	78.8	3.7	63.9	55.2	67.6	3.7	0.7	3.1	70.9
VMAX100V	100" (4:3)	93.1	91.0	83.9	80.0	87.4	3.7	68.2	60.0	71.9	3.7	0.7	3.1	70.9
VMAX100V-E24	100" (4:3)	93.1	91.0	83.9	80.0	87.4	3.7	87.8	60.0	91.4	3.7	0.7	3.1	70.9
VMAX120V	120" (4:3)	109.2	107.0	99.9	96.0	103.4	3.7	79.2	72.0	82.9	3.7	0.7	3.1	70.9
VMAX120V-E24	120" (4:3)	109.2	107.0	99.9	96.0	103.4	3.7	99.7	72.0	103.4	3.7	0.7	3.1	70.9
VMAX135V	135" (4:3)	121.1	119.0	111.9	108.0	115.4	3.7	88.2	81.0	91.9	3.7	0.7	3.1	70.9
VMAX135V-E24	135" (4:3)	121.1	119.0	111.9	108.0	115.4	3.7	108.7	81.0	112.4	3.7	0.7	3.1	70.9
VMAX150V	150" (4:3)	133.1	131.0	123.9	120.0	127.4	3.7	97.2	90.0	100.9	3.7	0.7	3.1	70.9
VMAX165V	165" (4:3)	143.8	141.7	135.9	132.0	140.4	2.8	105.8	99.0	109.9	4.1	0.7	3.5	98.4
VMAX99S	99" (1:1)	82.2	80.0	73.0	70.0	76.4	3.7	76.7	70.0	80.4	3.7	0.7	3.1	70.9
VMAX113S	113" (1:1)	93.1	91.0	82.9	79.9	87.4	3.7	86.1	79.9	89.8	3.7	0.7	3.1	70.9
VMAX119S	119" (1:1)	97.3	95.2	87.1	84.1	91.5	3.7	90.9	84.1	94.5	3.7	0.7	3.1	70.9
VMAX136S	136" (1:1)	109.2	107.0	99.2	96.2	103.5	3.7	102.4	96.2	106.1	3.7	0.7	3.1	70.9
VMAX153S	153" (1:1)	121.1	119.0	111.2	108.2	115.4	3.7	114.4	108.2	118.1	3.7	0.7	3.1	70.9
VMAX170S	170" (1:1)	131.5	129.3	123.2	120.2	128.0	3.7	125.9	120.2	129.6	4.1	0.7	3.5	98.4
VMAX106X	106" (16:10)	101.1	99.0	92.9	89.9	97.3	3.7	65.9	56.2	69.6	3.7	0.7	3.1	70.9
VMAX106X-E24	106" (16:10)	101.1	99.0	92.9	89.9	97.3	3.7	83.9	56.2	87.6	3.7	0.7	3.1	70.9
VMAX128X	128" (16:10)	119.8	117.6	111.5	108.5	115.4	3.7	77.6	67.8	81.2	3.7	0.7	3.1	70.9
VMAX128X-E20	128" (16:10)	119.8	117.6	111.5	108.5	115.4	3.7	95.6	67.8	99.3	3.7	0.7	3.1	70.9

Unit: inch

Can't find size and ratio you're looking for? Visit elitescreens.com/csr to create your own

The listed measurements are for general reference only. Please contact Elite Screens to verify product design and dimensions before attempting to integrate its products with any structural or furniture modification. Although a manufacturer may offer product advice, it may be taken or disregarded at the integrator's discretion. Elite Screens will not be held responsible or be otherwise liable for faulty installations.

