

ezFrame Series

Premium Cinema Fixed Frame Screen
www.elitescreens.com/ezframe



Member

ezFrame Series



The ezFrame series offers several screen materials models, including AcousticPro1080 (sound transparent), CineWhite, CineGrey, and Wraith Veil (rear projection).



Award winning Home Theater Screen with full tension uniformity

Screen Material:

- Models available with CineWhite 1.1 Gain, CineGrey 1.0 gain, Wraith Veil (rear) 2.2 gain, and AcousticPro1080P2 (THX certified sound transparent) 1.0 Gain material

Frame and Installation:

- Black velvet surfaced 2.36" anodized aluminum angular frame enhances picture contrast
- Easy to assemble and install in minutes
- Sliding wall mounts ensure the installation is properly centered
- Available in 4:3, 16:9 and 16:10 aspect ratios
- Diagonal sizes ranging from 84" - 226"
- Custom sizes are available

Quality and Reliability:

- Standard 2-year parts and labor warranty
- 3-year warranty for GEMR (Government, Education, Military and Religious) - US only
- ETL, FCC, CE, CB GOSTCE & ISO9001:2008 Certified



Custom Size Orders can be requested at www.elitescreens.com/csr

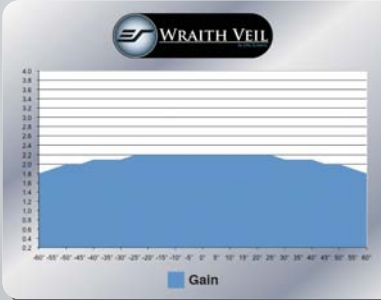
Choose from CineWhite, CineGrey, Wraith Veil, PowerGain, and AcousticPro1080P2.



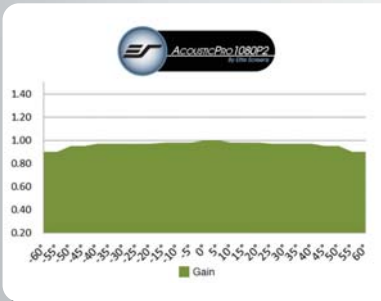
CineWhite Tension Screen Material has a wide viewing Angle in 1.1 Gain, suitable for most applications including commercial and home theater presentations.



CineGrey Tension Screen Material is best for those using low contrast ratio (LCD) projectors in a home theater environment and need to improve picture black levels.



Wraith Veil Elite's rear projection screen material comes in 2.2 high gain to be used in ambient light environments, such as tradeshow, meeting rooms, and outside evening presentations. Its special surface coating enhances color reproduction and black level reproduction with wide diffusion for multiple applications. Optional seamless screen sizes are available up to 200" in 4:3 and 16:9 aspect ratios.



AcousticPro1080P2 has a matte white surface with a 1.0 gain that provides excellent color neutrality for superb color reproduction along with wide diffusion uniformity. The angular weave material is designed to allow wall-speaker sound to breathe through the screen while eliminating the visual artifact known as moiré effect. The precision angled mesh of the material allows viewers to enjoy a visually superior presentation with strong color neutrality and artifact-free performance. The material is perfect for use with native 1080P projectors for home cinema and commercial applications.




Easily attached Frame Tension System, allows perfect tension uniformity with a simple procedure. Standard Black Backed Screen Material prevents light penetration for superior color reproduction.



The aluminum Sliding Wall Brackets provide the installer with a simple solution to screen installation and adjustable horizontal centering.



Standard 2.36" Black Velvet Surfacd Frame enhances the perceived brightness of the projection image with superior contrast and color reproduction for sharper picture quality. Wide-Borders also absorb light overshoot to professionally matte your presentation.



"I found that it had a decent reflectivity to it, but didn't suffer too much from hot spotting (which obviously you would expect from a lower gain screen), nor did it have any sparkles or other anomalies to it. Elite certainly has a good idea here. Good performance, good build quality, and good features in a screen, for a lower price point."

AV Science, NY

By comparison, the Firehawk[®] screen tends to reject ambient light from the side, a little better than the ezFrame by Elite. (All's fair - an equivalent Firehawk fixed wall projector screen is much over double the price. Color was virtually identical, but yellows did appear just a touch stronger than on the Firehawk[®]. This was very close and not an issue. Overall color was very good. With a 100" 16:9 Elite ezFrame screen selling for about half of a Da-Lite Cinema Contour with ProTrim (their fancy velourish border), and barely a 1/3 of a Stewart Luxus Deluxe, it allows home theater people to own an attractive looking fixed wall screen, with good performance, at a price that simply isn't available from the larger established brands.

Art Feirman / Projectorreviews.com

ezFrame Series: Fixed Frame Front Projection Screen for Advance Commercial and Home Cinema Projector

Model	Nominal Diagonal	View Height (in)	View Width (in)	View Height (cm)	View Width (cm)	UPS or FedEx	Net Weight (lbs)	Gross Weight (lbs)	Net Weight (kgs)	Gross Weight (kgs)	Packaging Dimension (LxHxW)	Gain	Screen Material	Black Velvet Frame Width
R84WV1	84" (4:3)	50.0	67.0	127.0	170.2	Yes	23.4	34.8	10.6	15.8	59.4"x4.6"x12.5"	1.1	CineWhite	2.36"/6cm
R100WV1	100"(4:3)	60.0	80.0	152.4	203.2	Yes	27.9	38.4	12.7	17.5	69.1"x4.6"x 12.5"	1.1	CineWhite	2.36"/6cm
R120WV1	120"(4:3)	72.0	96.0	182.9	243.8	Yes	33.7	42.3	15.3	19.2	81.1"x4.6"x12.5"	1.1	CineWhite	2.36"/6cm
R135WV1	135"(4:3)	81.0	108.0	205.7	274.3	Yes	37.5	54.3	17.0	24.7	90.2"x4.6"x12.5"	1.1	CineWhite	2.36"/6cm
R150WV1	150"(4:3)	90.0	120.0	228.6	304.8	Yes	45.8	59.0	20.8	26.8	99.2"x4.6"x12.5"	1.1	CineWhite	2.36"/6cm
R180WV1	180"(4:3)	108.0	144.0	274.3	365.8	No	49.1	68.9	22.3	31.3	117"x4.6"x12.5"	1.1	CineWhite	2.36"/6cm
R200WV1	200"(4:3)	120.0	160.0	304.8	406.4	No	50.7	71.7	23.1	32.6	129"x4.6"x12.5"	1.1	CineWhite	2.36"/6cm
R76WH1	76" (16:9)	36.9	65.5	93.7	166.4	Yes	18.9	26.9	8.6	12.2	45.8"x4.6"x12.5"	1.1	CineWhite	2.36"/6cm
R84H1	84"(16:9)	41.2	73.3	105.2	186.2	Yes	22.9	28.9	10.4	13.1	50.5"x4.6"x12.5"	1.0	CineGrey	2.36"/6cm
R84WH1	84"(16:9)	41.2	73.3	105.2	186.2	Yes	22.9	28.9	10.4	13.1	50.5"x4.6"x12.5"	1.1	CineWhite	2.36"/6cm
R88WH1	88"(16:9)	42.8	76.0	108.7	193.0	Yes	21.6	31.0	9.8	14.1	59.5"x4.6"x12.5"	1.1	CineWhite	2.36"/6cm
R92H1	92"(16:9)	45.0	79.9	115.1	202.9	Yes	24.3	32.0	11.0	14.5	54.7"x4.6"x12.5"	1.0	CineGrey	2.36"/6cm
R92WH1	92"(16:9)	45.0	79.9	124.0	221.0	Yes	24.3	32.0	11.0	14.5	54.7"x4.6"x12.5"	1.1	CineWhite	2.36"/6cm
R100H1	100"(16:9)	49.0	87.0	124.0	221.0	Yes	25.8	36.4	11.7	16.5	58"x4.6"x12.5"	1.0	CineGrey	2.36"/6cm
R100WH1	100"(16:9)	49.0	87.0	132.1	234.2	Yes	25.8	36.4	11.7	16.5	58"x4.6"x12.5"	1.1	CineWhite	2.36"/6cm
R103WH1	103"(16:9)	50.5	89.8	128.3	228.1	Yes	25.0	35.4	11.4	16.1	59.5"x4.6"x12.5"	1.1	CineWhite	2.36"/6cm
R106H1	106"(16:9)	51.9	92.2	132.1	234.2	Yes	27.8	37.5	12.6	17.0	61"x4.6"x12.5"	1.0	CineGrey	2.36"/6cm
R106WH1	106"(16:9)	51.9	92.2	131.8	234.2	Yes	27.8	37.5	12.6	17.0	61"x4.6"x12.5"	1.1	CineWhite	2.36"/6cm
R110WH1	110"(16:9)	54.0	96.0	137.2	243.8	Yes	28.7	38.6	13.0	17.5	63"x4.6"x12.5"	1.1	CineWhite	2.36"/6cm
R120H1	120"(16:9)	59.0	104.7	149.1	265.9	Yes	30.5	40.8	13.9	18.5	68"x4.6"x12.5"	1.0	CineGrey	2.36"/6cm
R120WH1	120"(16:9)	59.0	104.7	167.6	297.2	Yes	30.5	40.8	13.9	18.5	68"x4.6"x12.5"	1.1	CineWhite	2.36"/6cm
R135H1	135"(16:9)	66.2	117.7	168.1	299.0	Yes	36.4	45.2	16.5	20.5	75.6"x4.6"x12.5"	1.0	CineGrey	2.36"/6cm
R135WH1	135"(16:9)	66.2	117.7	168.1	299.0	Yes	36.4	45.2	16.5	20.5	75.6"x4.6"x12.5"	1.1	CineWhite	2.36"/6cm
R150H1	150"(16:9)	73.6	130.7	186.9	332.0	Yes	40.3	56.2	18.3	25.6	82.8"x4.6"x12.5"	1.0	CineGrey	2.36"/6cm
R150WH1	150"(16:9)	73.6	130.7	186.9	332.0	Yes	40.3	56.2	18.3	25.6	82.8"x4.6"x12.5"	1.1	CineWhite	2.36"/6cm
R165WH1	165"(16:9)	81.0	144.0	205.7	365.8	Yes	43.7	59.5	19.9	27.0	90"x4.6"x12.5"	1.1	CineWhite	2.36"/6cm
R180WH1	180"(16:9)	88.3	156.9	224.3	398.5	Yes	47.0	68.3	21.3	31.1	98"x4.6"x12.5"	1.1	CineWhite	2.36"/6cm
R200WH1	200"(16:9)	98.0	174.0	248.9	442.0	Yes	49.7	69.3	22.6	31.5	107"x4.6"x12.5"	1.1	CineWhite	2.36"/6cm

ezFrame Rear Series: Fixed Frame Rear Projection Screen for Commercial and Residential

Model	Nominal Diagonal	View Height (in)	View Width (in)	View Height (cm)	View Width (cm)	UPS or FedEx	Net Weight (lbs)	Gross Weight (lbs)	Net Weight (kgs)	Gross Weight (kgs)	Packaging Dimension (LxHxW)	Gain	Screen Material	Black Velvet Frame Width
R84RV1	84" (4:3)	50.0	67.0	127.0	170.2	Yes	22.3	33.5	10.1	15.2	59.6"x4.6"x12.5"	2.2	Wraith Veil	2.36"/6cm
R100RV1	100"(4:3)	60.0	80.0	152.4	203.2	Yes	27.9	40.5	12.7	18.4	69.1"x4.6"x12.5"	2.2	Wraith Veil	2.36"/6cm
R120RV1	120"(4:3)	72.0	96.0	182.9	243.8	Yes	33.2	47.1	15.1	21.4	81.1"x4.6"x12.5"	2.2	Wraith Veil	2.36"/6cm
R135RV1	135"(4:3)	81.0	108.0	205.7	274.3	Yes	31.9	54.3	14.5	24.7	90.2"x4.6"x12.5"	2.2	Wraith Veil	2.36"/6cm
R150RV1	150"(4:3)	90.0	120.0	228.6	304.8	Yes	36.8	53.0	16.7	24.1	99"x4.6"x12.5"	2.2	Wraith Veil	2.36"/6cm
R180RV1	180"(4:3)	108.0	144.0	274.3	365.8	No	44.1	62.8	20.0	28.5	117"x4.6"x12.5"	2.2	Wraith Veil	2.36"/6cm
R200RV1	200"(4:3)	120.0	160.0	304.8	406.4	No	49.4	70.6	22.5	32.1	130"x4.6"x12.5"	2.2	Wraith Veil	2.36"/6cm
R84RH1	84"(16:9)	41.2	73.3	105.2	186.2	Yes	19.3	25.3	8.8	11.5	50.5"x4.6"x12.5"	2.2	Wraith Veil	2.36"/6cm
R92RH1	92"(16:9)	45.0	79.9	124.0	221.0	Yes	24.0	35.0	10.9	15.9	54.7"x4.6"x12.5"	2.2	Wraith Veil	2.36"/6cm
R100RH1	100"(16:9)	49.0	87.0	124.0	221.0	Yes	25.8	37.6	11.7	17.1	58"x4.6"x12.5"	2.2	Wraith Veil	2.36"/6cm
R106RH1	106"(16:9)	51.9	92.2	131.8	234.2	Yes	27.8	39.7	12.6	18.1	61"x4.6"x12.5"	2.2	Wraith Veil	2.36"/6cm
R110RH1	110"(16:9)	54.0	96.0	137.2	243.8	Yes	28.7	40.8	13.0	18.5	65"x4.6"x12.5"	2.2	Wraith Veil	2.36"/6cm
R120RH1	120"(16:9)	59.0	104.7	167.6	297.2	Yes	30.5	44.0	13.9	20.0	68"x4.6"x12.5"	2.2	Wraith Veil	2.36"/6cm
R135RH1	135"(16:9)	66.2	117.7	168.1	299.0	Yes	36.4	49.6	16.5	22.5	75.6"x4.6"x12.5"	2.2	Wraith Veil	2.36"/6cm
R144RX1	144"(16:10)	76.3	122.0	193.8	309.9	Yes	27.6	48.2	12.5	21.9	85.2"x5"x12.6"	2.2	Wraith Veil	2.36"/6cm
R171RX1	171"(16:10)	90.4	144.6	229.6	367.3	Yes	28.4	56.7	12.9	25.8	99.5"x5"x12.6"	2.2	Wraith Veil	2.36"/6cm
R206RX1	206"(16:10)	109.0	174.5	276.9	443.2	No	49.8	69.6	22.6	31.6	118"x5"x12.6"	2.2	Wraith Veil	2.36"/6cm
R226RX1	226"(16:10)	119.8	191.7	304.3	486.9	No	55.5	77.0	25.2	35.0	129"x5"x13"	2.2	Wraith Veil	2.36"/6cm

ezFrame AcousticPro1080P2 Series: Fixed Frame Acoustic Sound Transparent Front Projection Screen for Advance Home Cinema 1080P Projectors

Model	Nominal Diagonal	View Height (in)	View Width (in)	View Height (cm)	View Width (cm)	UPS or FedEx	Net Weight (lbs)	Gross Weight (lbs)	Net Weight (kgs)	Gross Weight (kgs)	Packaging Dimension (LxHxW)	Gain	Screen Material	Black Velvet Frame Width
R84WH1-A1080P2*	84"(16:9)	41.1	73.0	104.4	185.4	Yes	22.9	28.9	10.4	13.1	50.5"x4.6"x12.5"	1.0	AcousticPro1080P2*	2.36"/6cm
R92WH1-A1080P2*	92"(16:9)	45.3	79.9	115.1	202.9	Yes	24.3	32.0	11.0	14.5	54.7"x4.6"x12.5"	1.0	AcousticPro1080P2*	2.36"/6cm
R100WH1-A1080P2*	100"(16:9)	49.0	87.0	124.5	221.0	Yes	25.8	36.4	11.7	16.5	58"x4.6"x12.5"	1.0	AcousticPro1080P2*	2.36"/6cm
R106WH1-A1080P2*	106"(16:9)	51.9	92.2	132.1	234.2	Yes	27.8	37.5	12.6	17.0	61"x4.6"x12.5"	1.0	AcousticPro1080P2*	2.36"/6cm
R110WH1-A1080P2*	110"(16:9)	54.0	96.0	137.2	243.8	Yes	28.7	38.6	13.0	17.5	63"x4.6"x12.5"	1.0	AcousticPro1080P2*	2.36"/6cm
R120WH1-A1080P2*	120"(16:9)	58.9	104.7	149.1	265.9	Yes	30.5	40.8	13.9	18.5	68"x4.6"x12.5"	1.0	AcousticPro1080P2*	2.36"/6cm
R135WH1-A1080P2*	135"(16:9)	66.2	117.7	167.6	297.2	Yes	36.4	45.2	16.5	20.5	75.6"x4.6"x12.5"	1.0	AcousticPro1080P2*	2.36"/6cm
R150WH1-A1080P2*	150"(16:9)	73.6	130.7	186.9	332.0	Yes	42.8	55.9	19.5	25.4	82.8"x4.6"x12.5"	1.0	AcousticPro1080P2*	2.36"/6cm
R165WH1-A1080P2*	165"(16:9)	81.0	144.0	205.7	365.8	Yes	43.7	59.5	19.9	27.0	90"x4.6"x12.5"	1.0	AcousticPro1080P2*	2.36"/6cm
R180WH1-A1080P2*	180"(16:9)	87.8	156.0	223.0	396.2	Yes	47.0	68.3	21.3	31.1	97.6"x4.6"x12.5"	1.0	AcousticPro1080P2*	2.36"/6cm

*Also available with AcousticPro1080

ezFrame Series Dimensions Table

Model	Screen Diag. & Aspect Ratio	Overall Width (A)	Viewing Width (A1)	Overall Height (B)	Viewing Height (B1)	Frame Width (C)	Frame Height (D)	Net Weight (kgs)
R84H	84"(16:9)	1981.2	1861.8	1170.9	1051.6	60.0	40.0	10.4
R88H	88"(16:9)	2052.3	1930.4	1193.8	1087.1	60.0	40.0	Please visit elitescreens.com
R92H	92"(16:9)	2148.8	2029.5	1270.0	1150.6	60.0	40.0	10.9
R100H	100"(16:9)	2329.2	2209.8	1358.9	1239.5	60.0	40.0	11.7
R103H	103"(16:9)	2402.8	2280.9	1363.9	1282.7	60.0	40.0	Please visit elitescreens.com
R106H	106"(16:9)	2461.3	2341.9	1440.0	1320.8	60.0	40.0	12.6
R110H	110"(16:9)	2555.0	2435.0	1490.0	1370.0	60.0	40.0	12.2
R120H	120"(16:9)	2778.8	2659.4	1610.4	1491.0	60.0	40.0	13.8
R135H	135"(16:9)	3110.0	2990.0	1800.0	1680.0	60.0	40.0	16.5
R150H	150"(16:9)	3440.0	3320.0	1990.0	1870.0	60.0	40.0	18.3
R165H	165"(16:9)	3772.6	3652.0	2174.0	2054.0	60.0	40.0	19.8
R180H	180"(16:9)	4105.0	3985.0	2360.0	2240.0	60.0	40.0	21.3
R200H	200"(16:9)	4518.0	4398.0	2610.0	2490.0	60.0	40.0	22.3
R84V	84"(4:3)	1827.0	1707.0	1400.0	1280.0	60.0	40.0	10.6
R100V	100"(4:3)	2150.0	2030.0	1640.0	1520.0	60.0	40.0	12.7
R120V	120"(4:3)	2560.0	2440.0	1950.0	1830.0	60.0	40.0	15.1
R135V	135"(4:3)	2860.0	2740.0	2180.0	2060.0	60.0	40.0	14.5
R150V	150"(4:3)	3170.0	3050.0	2410.0	2290.0	60.0	40.0	20.8
R180V	180"(4:3)	3778.0	3658.0	2863.0	2743.0	60.0	40.0	22.3
R200V	200"(4:3)	4184.0	4064.0	3168.0	3048.0	60.0	40.0	23.0
R87X	87"(16:10)	1994.0	1874.0	1291.0	1171.0	60.0	40.0	9.7
R144X	144"(16:10)	3222.0	3102.0	2059.0	1939.0	60.0	40.0	12.5
R171X	171"(16:10)	3803.0	3683.0	2422.0	2302.0	60.0	40.0	12.9
R206X	206"(16:10)	4557.0	4437.0	2893.0	2773.0	60.0	40.0	22.6
R226X	226"(16:10)	4988.0	4868.0	3162.0	3042.0	60.0	40.0	25.2

Unit: mm

Can't find size and ratio you're looking for? Visit elitescreens.com/csr to create your own

Model	Screen Diag. & Aspect Ratio	Overall Width (A)	Viewing Width (A1)	Overall Height (B)	Viewing Height (B1)	Frame Width (C)	Frame Height (D)	Net Weight (kgs)
R84H	84"(16:9)	78.0	73.3	46.1	41.4	2.4	1.6	22.9
R88H	88"(16:9)	80.8	76.0	47.0	42.8	2.4	1.6	Please visit elitescreens.com
R92H	92"(16:9)	84.6	79.9	50.0	45.3	2.4	1.6	23.9
R100H	100"(16:9)	91.7	87.0	53.5	48.8	2.4	1.6	25.7
R103H	100"(16:9)	94.6	89.8	55.3	53.7	2.4	1.6	Please visit elitescreens.com
R106H	106"(16:9)	96.9	92.2	56.7	52.0	2.4	1.6	27.7
R110H	110"(16:9)	100.6	95.9	58.7	53.9	2.4	1.6	26.8
R120H	120"(16:9)	109.4	104.7	63.4	58.7	2.4	1.6	30.4
R135H	135"(16:9)	122.4	117.7	70.9	66.1	2.4	1.6	36.3
R150H	150"(16:9)	135.4	130.7	78.3	73.6	2.4	1.6	40.2
R165H	165"(16:9)	148.5	143.8	85.6	80.9	2.4	1.6	43.5
R180H	180"(16:9)	161.6	156.9	92.9	88.2	2.4	1.6	46.9
R200H	200"(16:9)	177.9	173.1	102.8	98.0	2.4	1.6	49.0
R84V	84"(4:3)	71.9	67.2	55.1	50.4	2.4	1.6	23.4
R100V	100"(4:3)	84.6	79.9	64.6	59.8	2.4	1.6	27.9
R120V	120"(4:3)	100.8	96.1	76.8	72.0	2.4	1.6	33.2
R135V	135"(4:3)	112.6	107.9	85.8	81.1	2.4	1.6	31.9
R150V	150"(4:3)	124.8	120.1	94.9	90.2	2.4	1.6	45.7
R180V	180"(4:3)	148.7	144.0	112.7	108.0	2.4	1.6	49.0
R200V	200"(4:3)	164.7	160.0	124.7	120.0	2.4	1.6	50.6
R87X	87"(16:10)	78.5	73.8	50.8	46.1	2.4	1.6	21.4
R144X	144"(16:10)	126.9	122.1	81.1	76.3	2.4	1.6	27.5
R171X	171"(16:10)	149.7	145.0	95.4	90.6	2.4	1.6	28.3
R206X	206"(16:10)	179.4	174.7	113.9	109.2	2.4	1.6	49.7
R226X	226"(16:10)	196.4	191.7	124.5	119.8	2.4	1.6	55.4

Unit: inch

Can't find size and ratio you're looking for? Visit elitescreens.com/csr to create your own

The listed measurements are for general reference only. Please contact Elite Screens to verify product design and dimensions before attempting to integrate its products with any structural or furniture modification. Although a manufacturer may offer product advice, it may be taken or disregarded at the integrator's discretion. Elite Screens will not be held responsible or be otherwise liable for faulty installations.

